

# MacDraft Symbol Libraries

## Table of Contents

Introduction .....	I
Librarian .....	I
Drag and Drop .....	I
About Symbol Libraries .....	I
Editing Symbols .....	II
Libraries Available .....	II
Graphics Volume 1 .....	II
Graphics Volume 2 .....	II
Architecture .....	II
Electronic Schematics .....	II

## Graphics, Volume 2

Introduction .....	2-1
Emphasis Symbols .....	2-1
Data Processing Logic Symbols .....	2-8
Office Items .....	2-10
Office Plants and Pots .....	2-11
Organization Charts	
Sample Uses of Organization Chart Symbols .....	2-12
Organization Chart Symbols .....	2-13
Logos .....	2-16
Things to Write On .....	2-17
Headers Library .....	2-20
Corners and Tops .....	2-21

Stationery Files

Southwestern

Southwestern 1 .....	2-22
Southwestern 2 .....	2-23
Southwestern 3 .....	2-24
Mouse .....	2-25
Angel and Scroll .....	2-26
Piano and Trumpet .....	2-27
Ivy Border .....	2-28
Award Border .....	2-29
Roses .....	2-30

## **Introduction**

Microspot offers four series of Microspot Librarian symbol libraries. These are sets of graphic images ready for use in MacDraft® drawings and will provide you with many of the elements you need to quickly and easily complete or embellish your drawings.

### **Librarian**

Librarian is a drag and drop-compatible application for storing and retrieving any type of data, and is included with MacDraft 4.3. It can be used with any application that supports drag and drop (or copy and paste). An unlimited number of libraries can be created, each of which can hold hundreds of items. Custom libraries can contain symbols from different symbol libraries, items and files you have drawn, and files of many other types.

Librarian can be used with MacDraft to hold PICT images of furniture, architectural and electrical components etc. Adding library items to drawings is as simple as dragging and dropping them from the library into the MacDraft document.

*See the section Librarian in the MacDraft User Guide Addendum for further details.*

### **Drag and Drop**

MacDraft version 4.3 implements drag and drop. This means that any PICT file can be dragged into a MacDraft document window, and objects or group of objects can be dragged from a MacDraft document to, for example, a Librarian file (symbol libraries in the old format are not supported).

Items in image and graphics file formats dragged into MacDraft from Librarian files will be converted into PICT.

*See the section Drag And Drop in the MacDraft User Guide Addendum for further details.*

### **About Symbol Libraries**

Each library has been professionally drawn, using vectors rather than bitmaps, providing you with the highest possible quality of printing.

**Note:** The symbols have been optimized for printing on the LaserWriter® and other PostScript® output devices. Other devices, such as inkjet printers, may reduce clarity in the final image.

### **Editing Symbols**

Symbols can be easily edited to suit your own needs:

- Once dropped into a drawing, a symbol can be rotated, flipped, moved, or resized.
- If you ungroup a symbol, you can remove, resize, fill, or otherwise edit any object within it.
- You can ungroup symbols that contain text and substitute your own text.  
**Note:** be careful when resizing symbols that contain text.

### **Libraries Available**

#### **Graphics Volume 1**

Over 200 images of people, cars and trucks, and trees and other landscape elements. This set is ideal for architects, illustrators, and designers, as well as for general graphics and presentations.

#### **Graphics Volume 2**

Contains over 200 graphic elements to help you create professional-looking organizational charts, design computer logic diagrams, embellish business charts, or add character to your correspondence and presentations.

#### **Architecture**

A comprehensive set of over 1,100 commonly used symbols for the creation of residential and light commercial construction drawings. This library provides architects, engineers, and contractors with symbols that address the 16 standard specification formats used in construction drawings.

#### **Electronic Schematics**

Incorporates over two hundred symbols for a wide array of electronic components and elements used to create schematic diagrams. Included are everything from vacuum tubes to transistors and logic gate symbols.


## Graphics Symbol Library, Volume 2

This set of symbol libraries includes images for general use: enhancing drawings, correspondence, signs, etc. (Using MacDraft's Enhanced PICT feature, you can copy any image from a MacDraft drawing to another program, then print it at the same quality PostScript resolution available in the original drawing.)

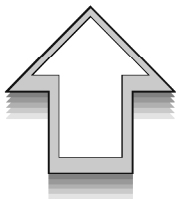
The libraries are organized as follows: **Emphasis Symbols** (for drawing attention to ideas); **Data Processing Logic Symbols** (for diagramming computer systems); **Office Items and Office Plants and Pots** (for business settings); **Organization Chart Symbols**; **Logos**; **Things to Write On** (for framing headings or signs); **Headers and Corners and Tops** (for enhancing text pages). Also included are several Stationery files. Opening one of these "tears off" a new page with a preset design (as from a pad of paper), to which you can add whatever text or pictures you want.

See the MacDraft User Guide for detailed instructions on editing symbols, exporting images to other programs using Enhanced PICT (available in MacDraft), and using Stationery files.

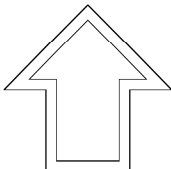
### Emphasis Symbols Library



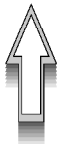
Emphasis Symbols Library (continued)



Arrow 1



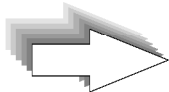
Arrow 2



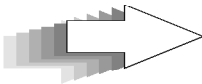
Arrow 3



Arrow 4



Arrow 5



Arrow 6



Arrow 7



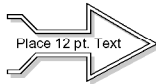
Arrow 8



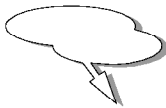
Arrow 9



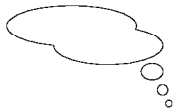
Arrow 10




Arrow 11



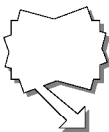
Call Out 1



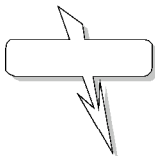
Call Out 2



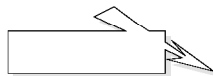
Call Out 3



Call Out 4

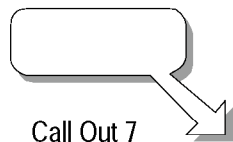


Call Out 5

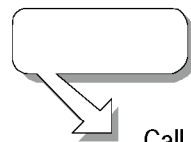


Call Out 6

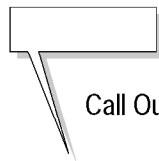
## Emphasis Symbols Library (continued)



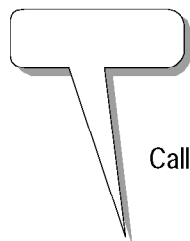
Call Out 7



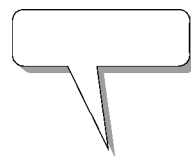
Call Out 8



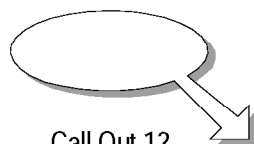
Call Out 9



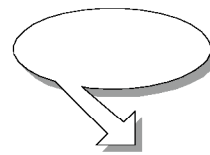
Call Out 10



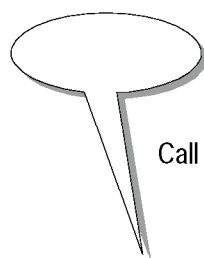
Call Out 11



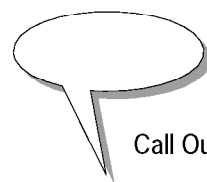
Call Out 12



Call Out 13

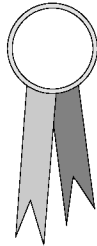


Call Out 14




Call Out 15


## Emphasis Symbols Library (continued)



Award 1



Award 2  
Seal



Award 3  
Seal



Award 4



Chart 1

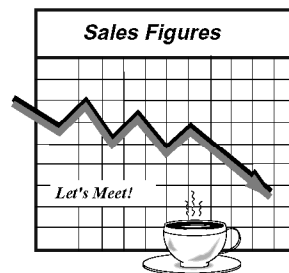
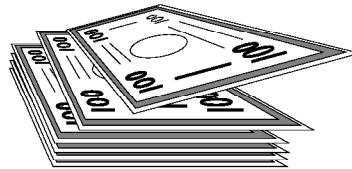


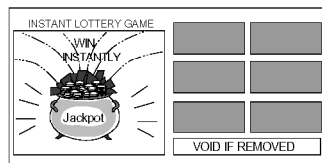
Chart 2




Money, Coins



Money, Dollars



Money, Lottery



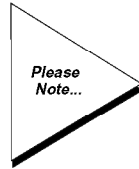
Money, Pot



## Emphasis Symbols Library (continued)



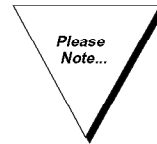
Pin



Snip 1



Snip 2



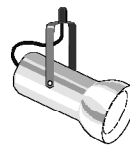
Snip 3



Snip 4



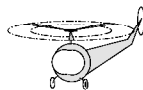
Snip 5



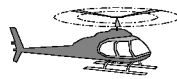
Track  
Light 1



Track  
Light 2



Aerial-1



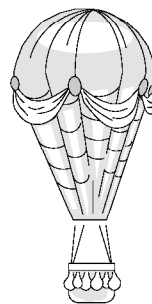
Aerial-2




Aerial-3



Aerial-4

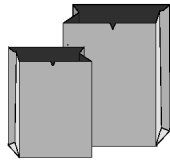


Aerial-5




Aerial-6

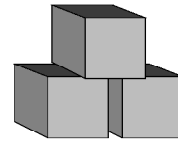
## Emphasis Symbols Library (continued)



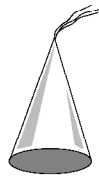
Bags




Book




Boxes



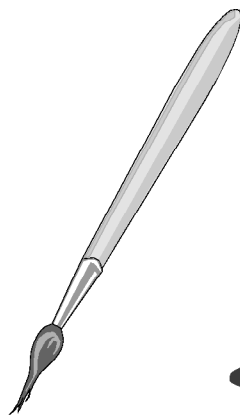
Cap



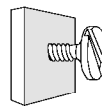
Dart



Dart Board




Paint Brush




Tension



Thermometer




Trash Can

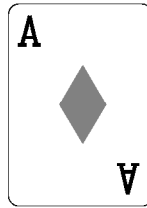


Volcano


## Emphasis Symbols Library (continued)



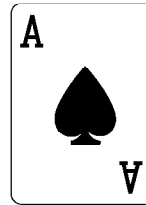
Ace of Clubs




Ace of Diamonds



Ace of Hearts



Ace of Spades



Computer



Mask of Comedy



Mask of Tragedy

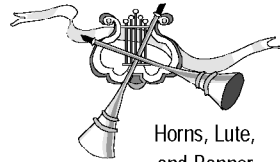
### Emphasis Symbols Library (continued)



Anchor



Hand




Horns, Lute,  
and Banner



Nail,  
Big



Nail,  
Small




Sunburst



Tack

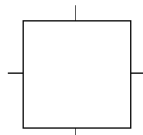


Thumb

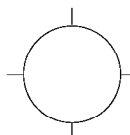


Wind

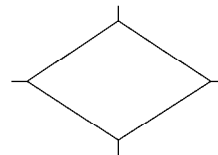
### Data Processing Logic Symbols Library



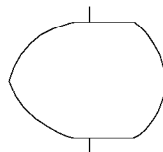
Auxiliary  
Operation



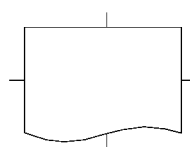
Connector



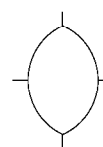
Decision



Display

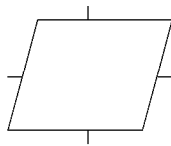


Document

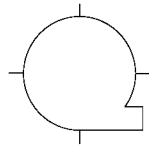


Drum

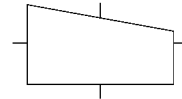
## Data Processing Logic Symbols Library (continued)



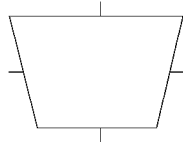
Input/Output



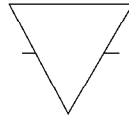
Magnetic Tape



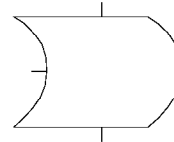
Manual Input



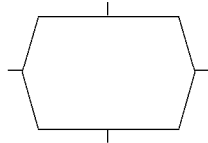
Manual Operation



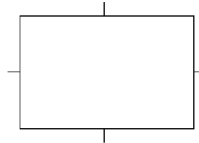
Offline Storage



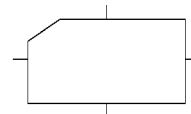
Online Storage



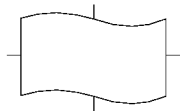
Preparation



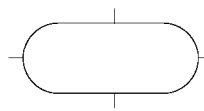
Process



Punch Card

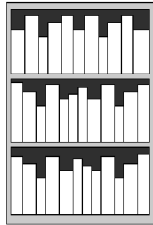


Punch Tape

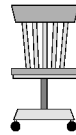


Terminal

## Office Items Library



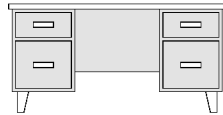
Bookshelf




Chair  
(Rolling)



Chair  
(Straight)



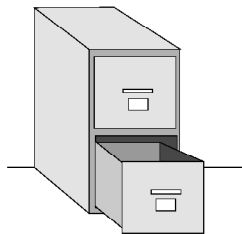
Desk (Front)



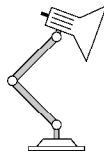
Desk  
(Side)



Desk Set



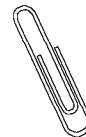
Filing  
Cabinet



Lamp



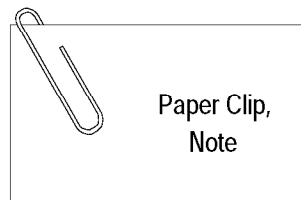
Paper Clip



Paper Clip  
(Angled)




Pen



Paper Clip,  
Note


### Office Items Library (continued)



Pencil



Stapler




Telephone  
(Desk)



Telephone  
(Wall)




Typewriter



Typing Eraser

### Office Plants and Pots Library



Plant 1



Plant 2



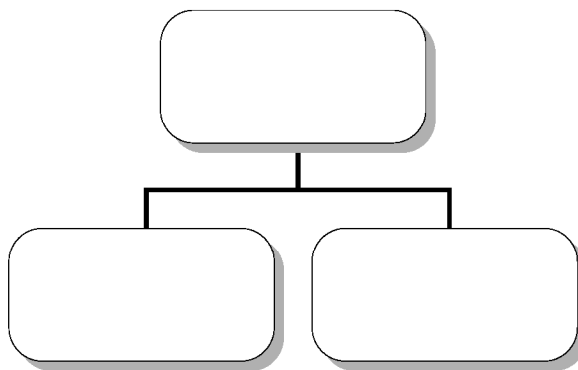
Vase 1



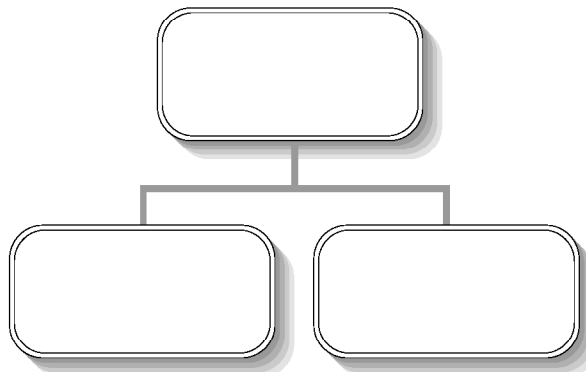
Vase 2

## Sample Uses of Organization Chart Elements

Examples:



Type 1, Using 2-Pixel Black Connecting Line

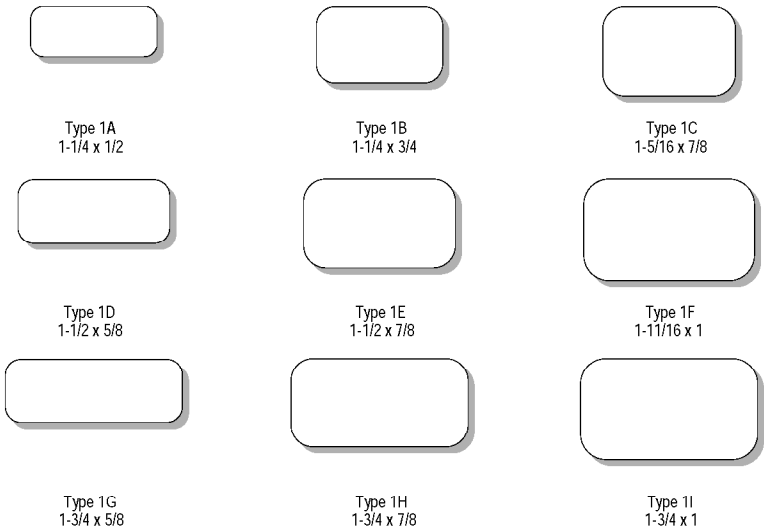


Type 4, Using 3-Pixel Gray Connecting Line

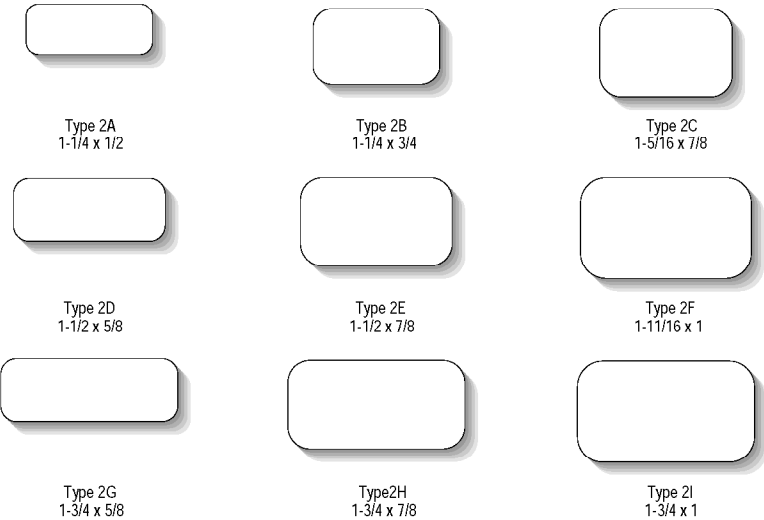


# Organization Chart Symbols Library

## Type 1 Single Line with Small Shadows

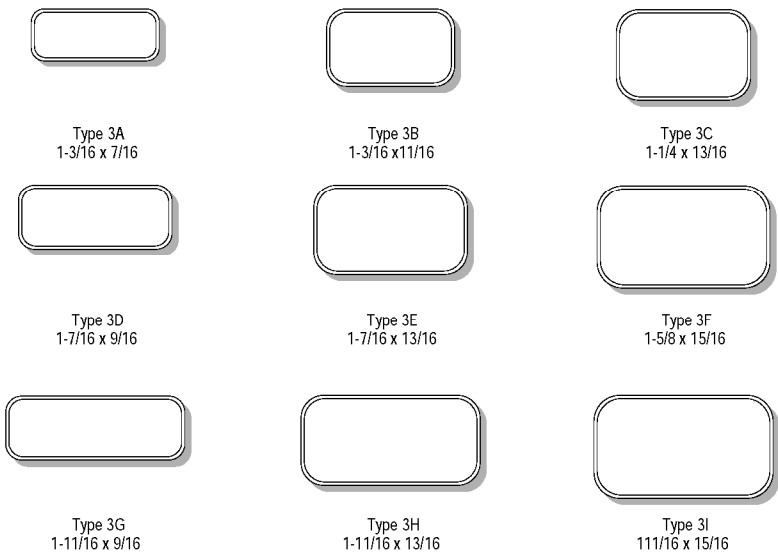


## Type 2 Single Line with Large Shadow:

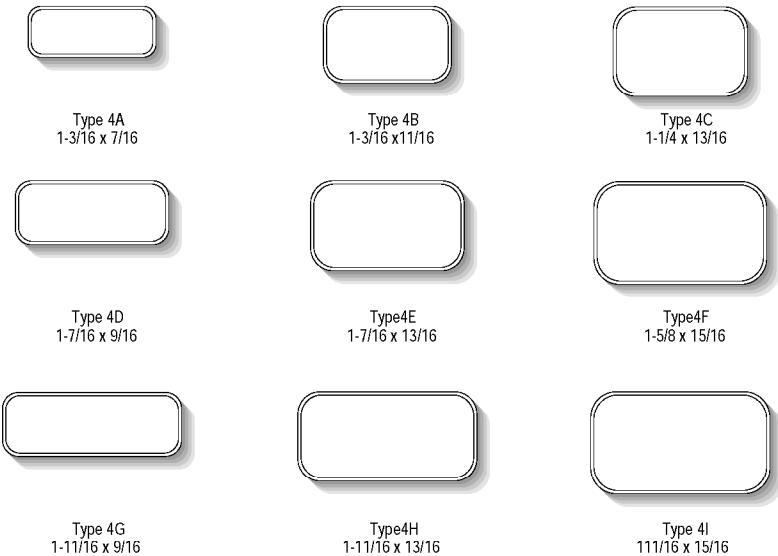


Organization Chart Symbols Library (continued)


Type 3  
Double Lines with Small Shadows



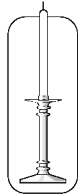
Type 4  
Double Lines with Large Shadow



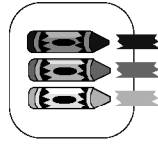
## Logos Library



Brush &  
Pencil



Candle



Colors



Drink



Flower



Globe



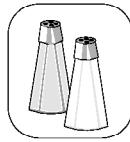
House



Light Bulb



Sailboat



Salt &  
Pepper



Black  
Telephone



Gray  
Telephone




Tree



Umbrella

### Logos Library (continued)



Caution




Coffee Cup



House



Justice



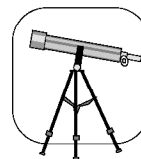
Light Bulb



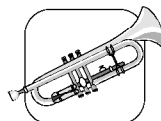
Moon



Study Book



Telescope



Trumpet

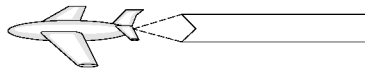


Window &  
Telescope

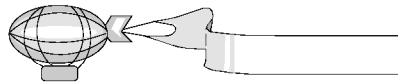


Window, Globe  
And Book

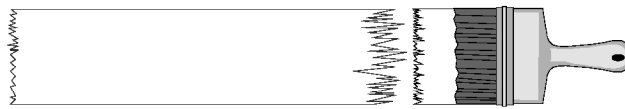
## Things to Write On Library




Airplane



Blimp



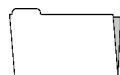
Brush & Paint



Calendar



Folder



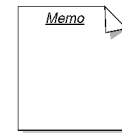
Folder Opened



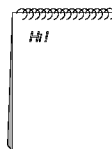
Jar - Tall



Jar - Wide




Memo



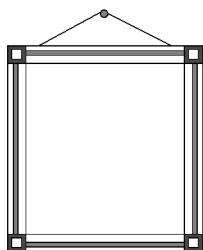
Note Pad




Note with Nails



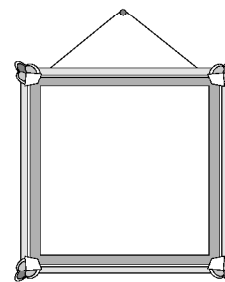
Opened Rolodex



Picture Frame -1




Picture Frame -2




Picture Frame -3

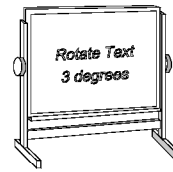
## Things to Write On Library (continued)




Billboard 1



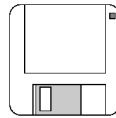
Billboard 2




Chalkboard



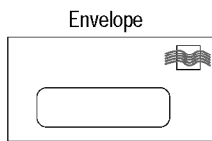
Clipboard



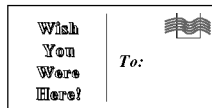
Diskette



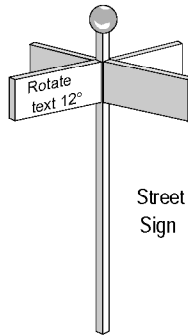
Easel



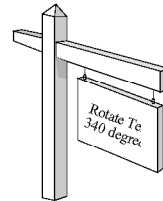
Envelope



Postcard



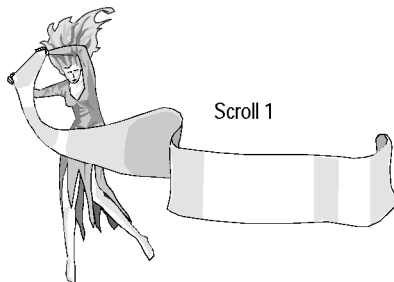
Street Sign



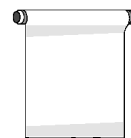
Real Estate Sign



Movie Screen

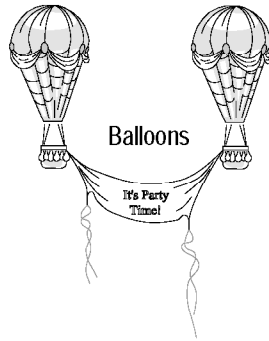


Scroll 1




Scroll 2.

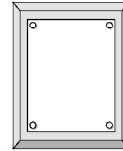
## Things to Write On Library (continued)



Balloons



Movie Film



Plaque



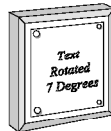
Nameplate



Plaque  
(Rounded)



Plaque  
(Cut-Cornered)



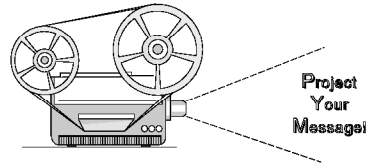
Plaque  
(Perspective)



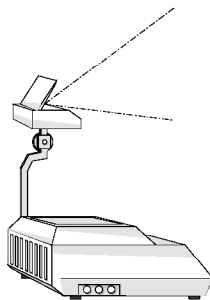
Plaque  
(Rounded, Narrow)



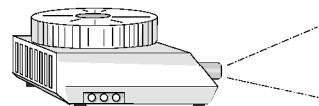
Pointer



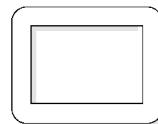
Projector (Movie)



Projector (Overhead)

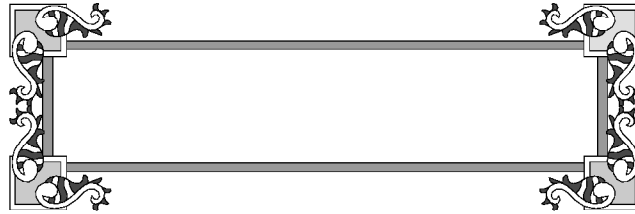


Projector (Slide)




Slide


## Headers Library




Border



Border with Flowers



Oval



Oval with Leaves



## Corners and Tops Library



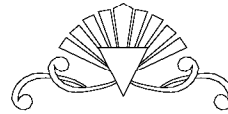
Add It -1



Add It - 2




Angel Top



Fan Top



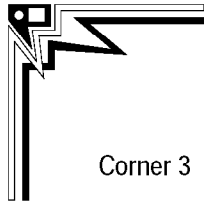
Moon Top



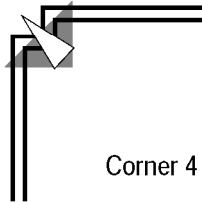
Corner 1



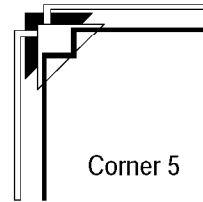
Corner 2



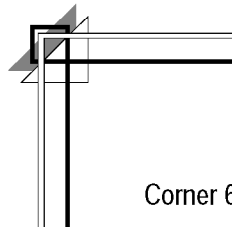
Corner 3



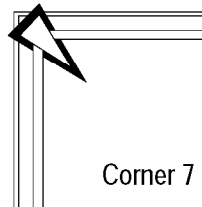
Corner 4



Corner 5

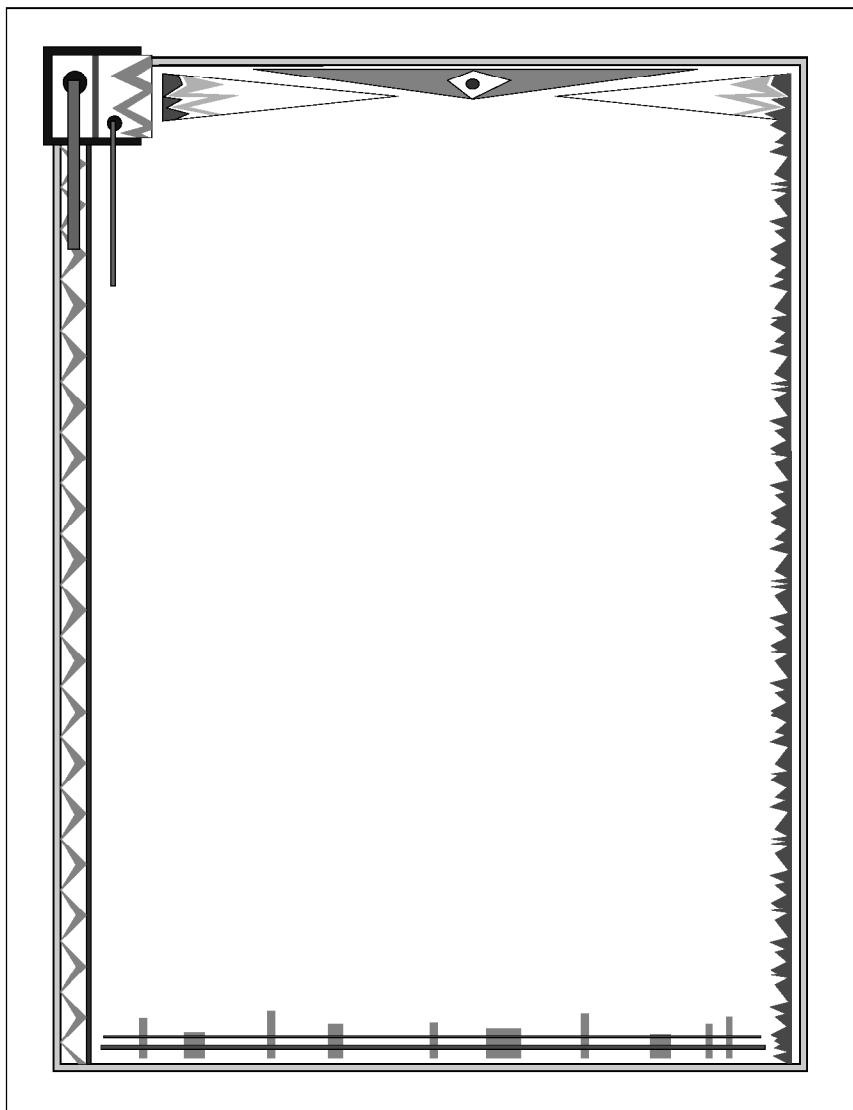


Corner 6




Corner 7


## Southwestern Stationery 1



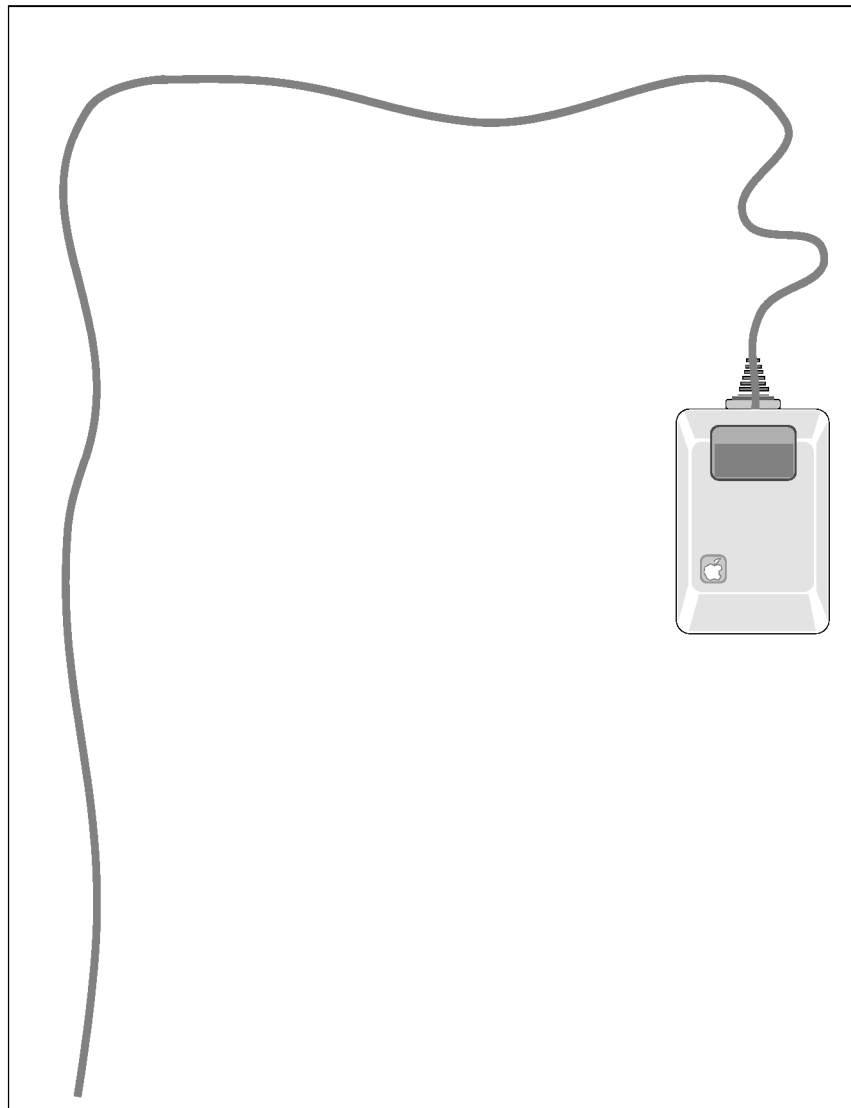
## Southwestern Stationery 2



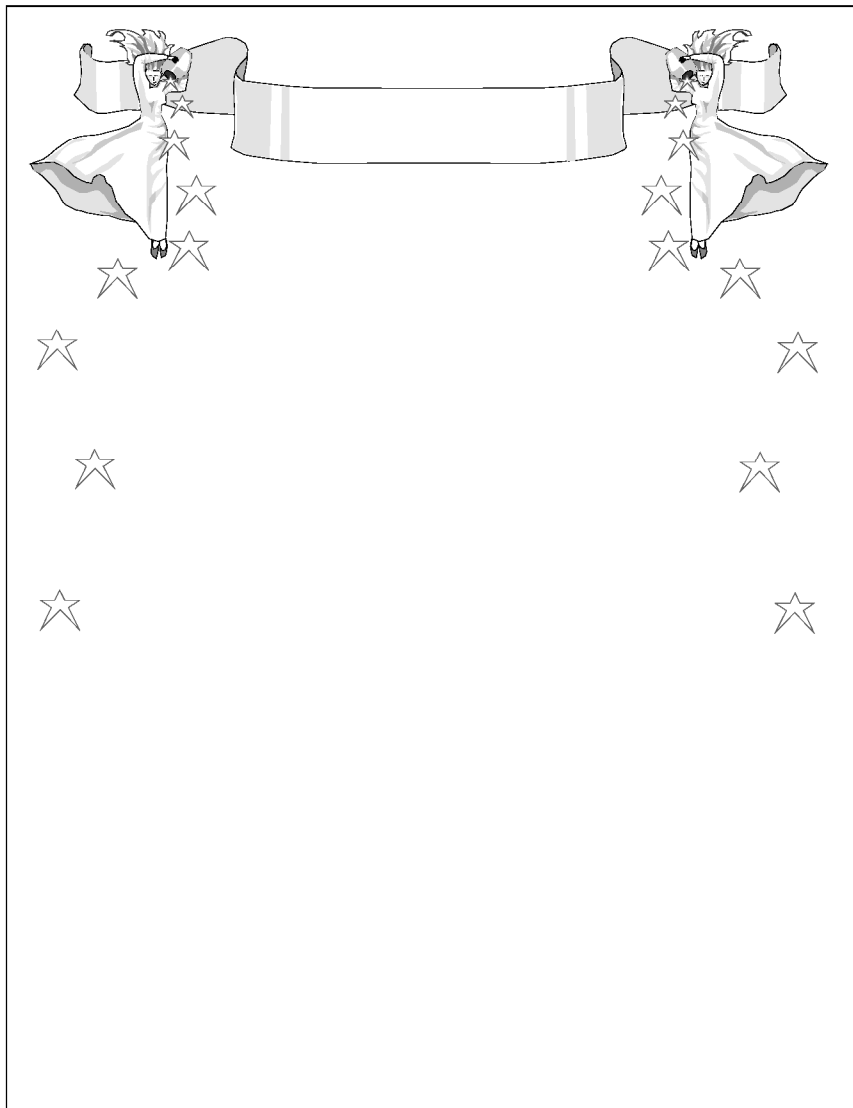
### Southwestern Stationery 3



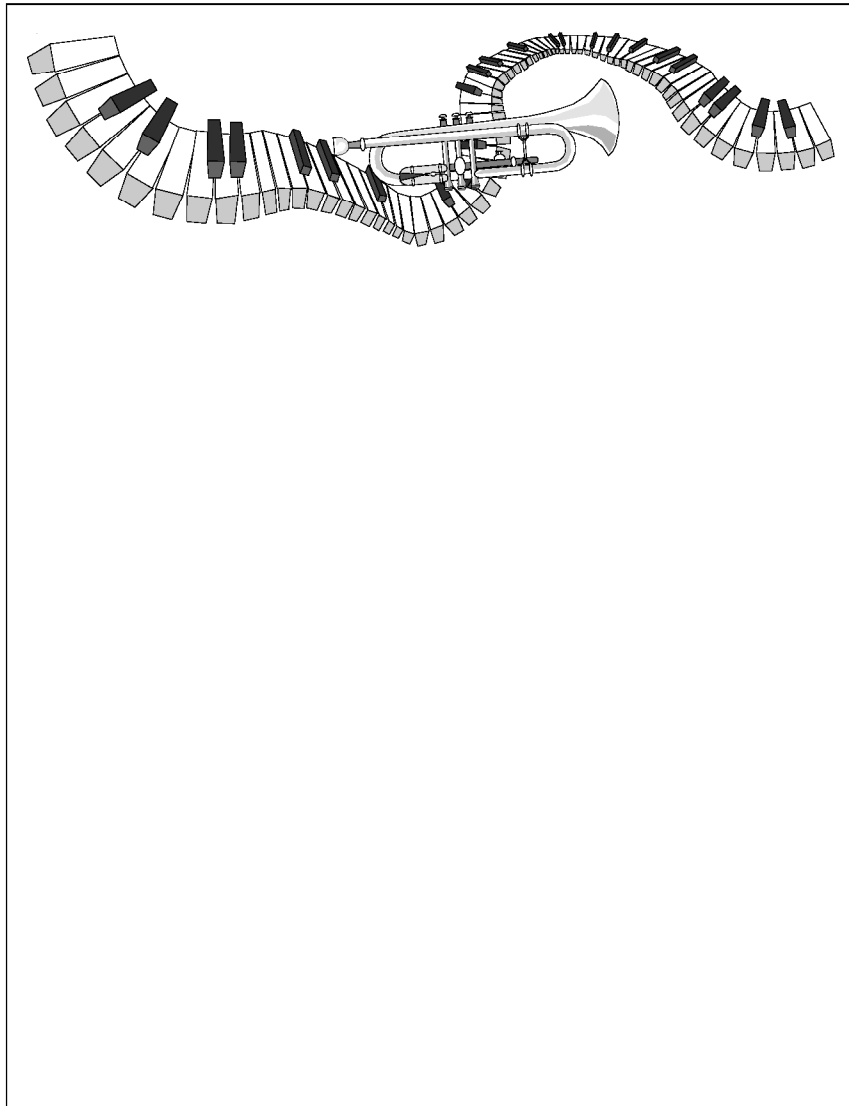
## Mouse Stationery




## Angel and Scroll Stationery



## Piano and Trumpet Stationery




## Ivy Border Stationery





## Award Border Stationery



## Roses Stationery

